

CHALLENGER DESIGNS

+garage ALUMINUM
CABINETRY



REDEFINING
CONVENIENCE

GARAGE FEATURES

GARAGE ELITE



Set yourself apart by making a statement with a high-end aesthetic featuring powder coated frames and panels as well as a finished interior.

FROM CONCEPT TO REALITY

We can work with you or your contractor to choose from hundreds of cabinets and accessories and create the perfect layout to fit your space. We offer a 3-D rendering of your design, so you can visualize your garage before ordering.

STANDARD FEATURES

- 304 Stainless Steel Adjustable 4" Legs
- Durable Powder Coated Solid Finish
- Textured Grey Glimmer or Textured Black Extruded Pulls
- Standard Panel Door Style
- Full Extension, Powder Coated Drawers
- 50 lb. Capacity Powder Coated Aluminum Shelves

OPTIONS

- Additional Adjustable 50 lb. Capacity Powder Coated Shelves
- Bar Top w/Supports and Risers
- 304 Stainless Steel Pull
- Shaker Door Style
- Standard 15" Sink and Faucet
- Premium 30" Undermount Sink and Spring Faucet*
- Powder Coated Color-matched Toe Kick

DOOR STYLES




Standard Panel Door Style



Shaker Panel Door Style



Black Extruded Pull Door Style



Grey Extruded Pull Door Style

CABINETS

Textured Black	Cobalt Blue	Textured Grey Glimmer
Textured Red	Textured White	Textured Yellow
Speckled Walnut	Cappuccino	Textured Orange
Anthracite		

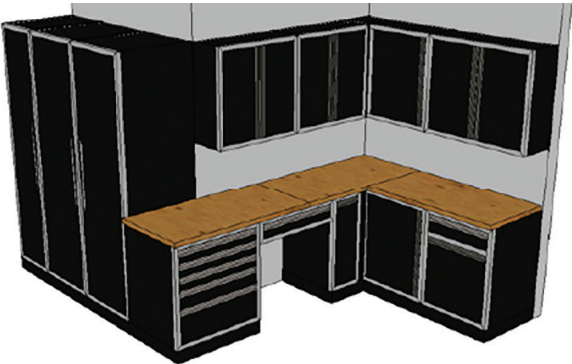
COUNTERTOPS, BAR TOPS, AND BACKSPLASHES

Textured Black Aluminum	16G 304 Brushed Stainless Steel**	Maple Butcher Block
-------------------------	-----------------------------------	---------------------

GARAGE CLASSIC



Traditional garage aesthetic featuring anodized frames paired with smooth finished panels.



STANDARD FEATURES

- 304 Stainless Steel Adjustable 4" Legs
- 2-tone Finish
- Anodized Extruded Pulls and Frames
- Standard Panel Door Style
- Full Extension Mill Finish Aluminum Drawers
- 50 lb. Capacity Adjustable Shelves

OPTIONS

- Additional Adjustable Shelves
- Bar Top w/Supports/Risers
- Standard 15" Sink and Faucet
- Premium Undermount 30" Sink and Spring Faucet*
- Powder Coated Textured Black Toe Kick

DOOR STYLE



Anodized Extruded Pull Door Style

CABINETS


Blue	Charcoal Grey	Glossy Black
Matte Black	Red	White

COUNTERTOPS, BAR TOPS, AND BACKSPLASHES

Textured Black Aluminum	16G 304 Brushed Stainless Steel**	Maple Butcher Block
-------------------------	-----------------------------------	---------------------

* Not recommended for use with Butcher Block Top

** Denotes Premium charge



AMERICAN MADE



Challenger Designs
24785 US 6 East
Nappanee, IN 46550
(574) 773-8200

challengerdesignsllc.com

